

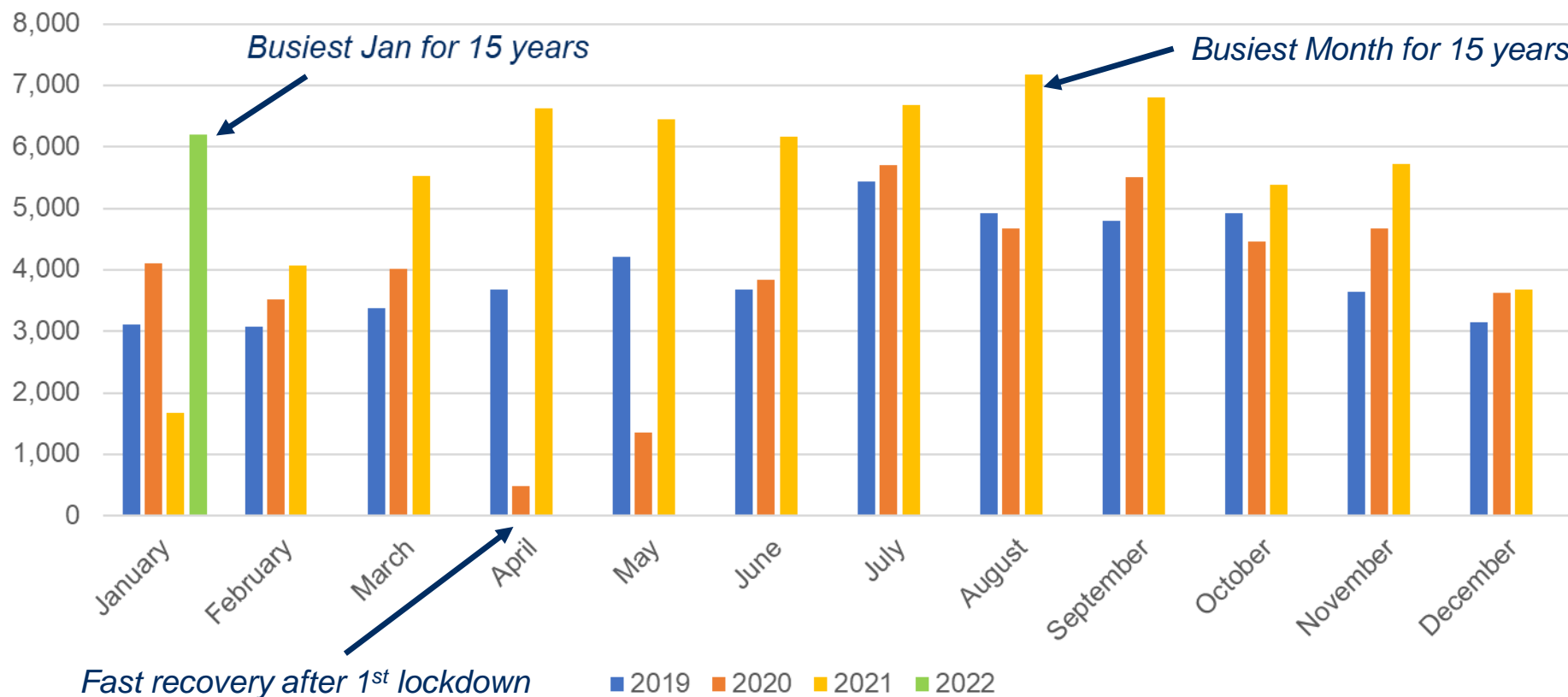
# London Oxford Airport ACC Meeting – 22<sup>nd</sup> February 2022 Data Set



## 22<sup>nd</sup> February OXF ACC Meeting Data Set

- 3 years-to-date monthly movements chart
- 3 years-to-date running total movements graph
- Last decade's monthly movements table (to-date)
- Total annual movements since 1999 to 2021
- Oxford airport (OXF) traffic mix by aircraft category
- OXF's 'Section 106 Agreement' limits and compliance
- 2022/23 anticipated development projects

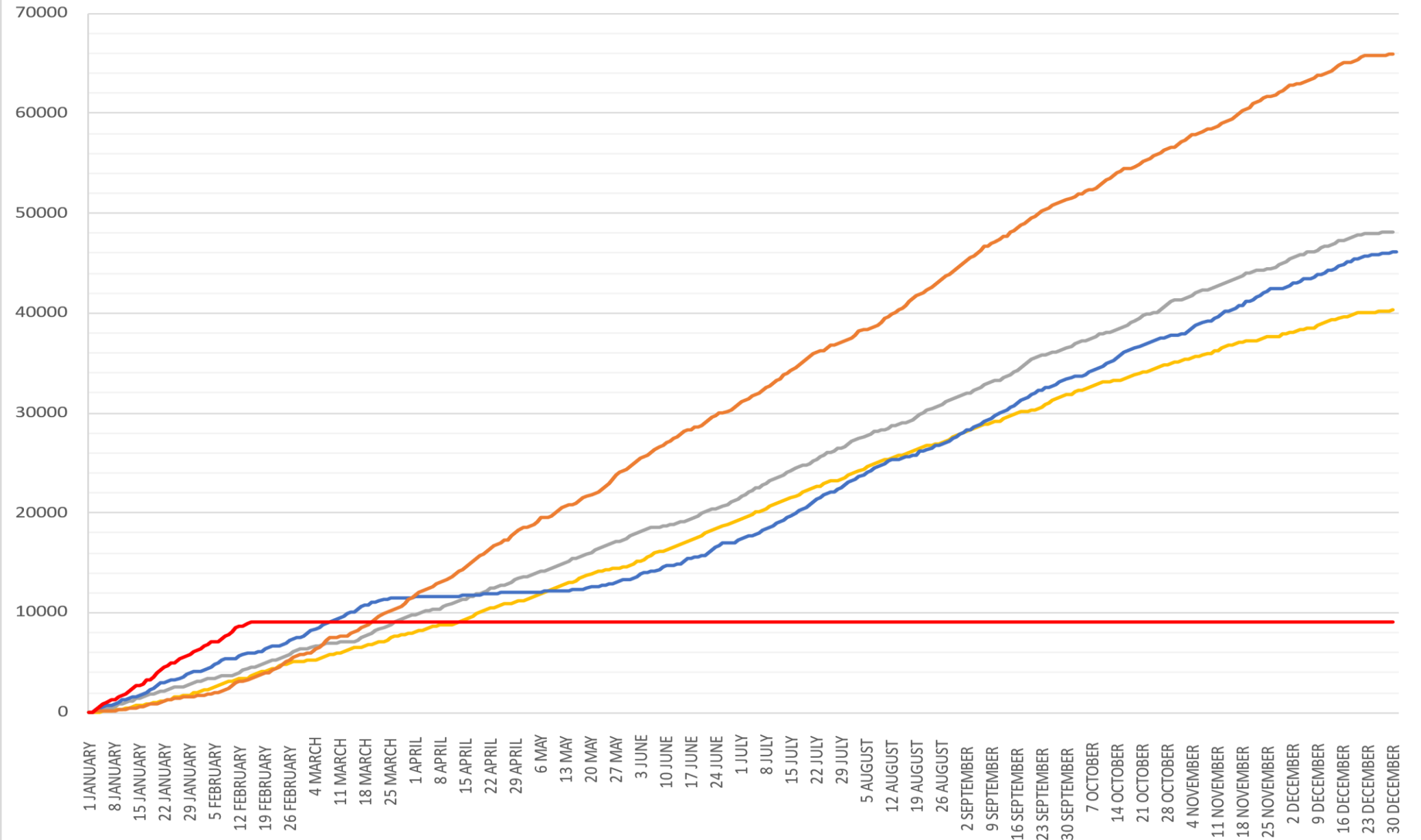
## OXF Total Movements – 2019 - 2022



# EGTK MOVEMENT FIGURES 2018

# -2022 RUNNING TOTALS

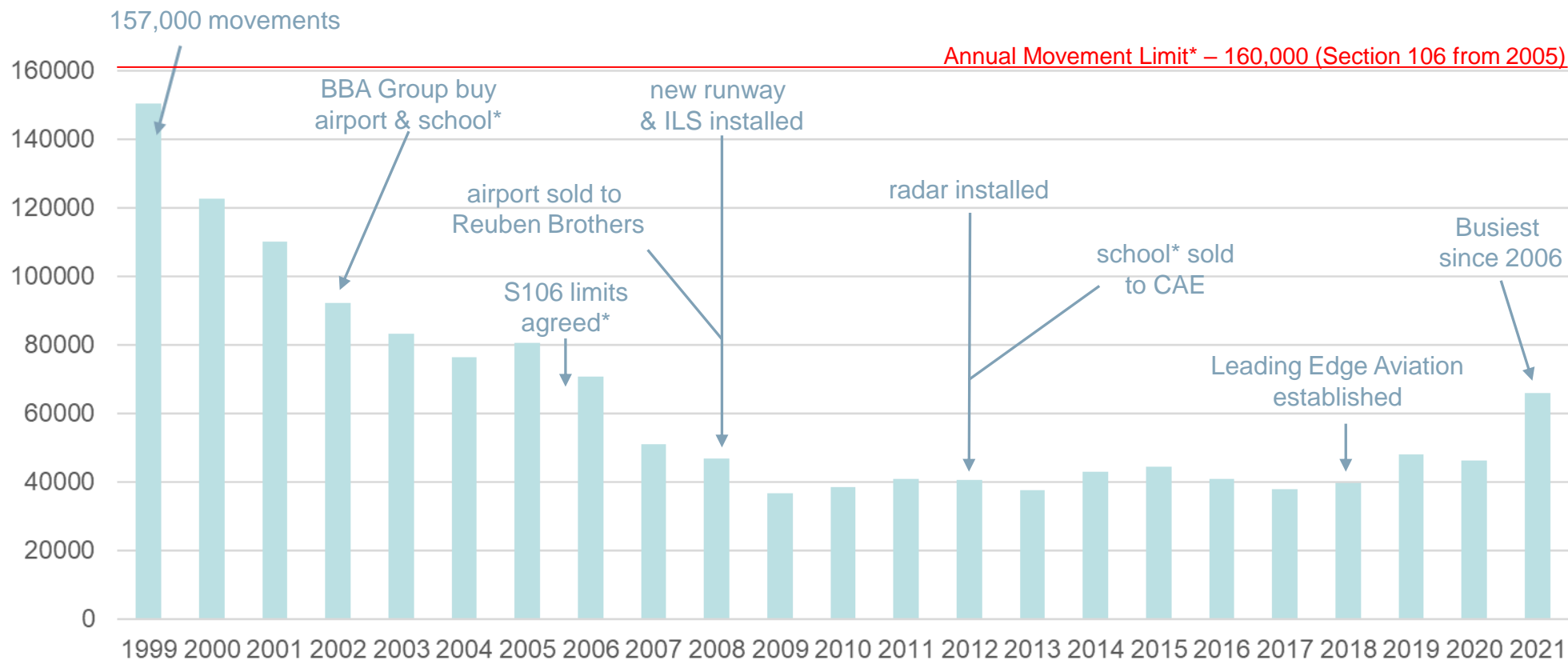
Running total 2018    Running total 2019    Running total 2020    Running total 2021    Running total 2022



## OXF Monthly Movements Last Decade

	2012	2013	2014	2015	2016	2017	2018	2019	2020	2021	2022
January	2,481	1,843	2,161	2,592	2,495	2,323	2,013	3,115	4,107	1,677	6,205
February	2,692	2,703	2,717	3,490	3,532	2,679	2,512	3,077	3,524	4,074	
March	3,478	2,703	3,595	3,401	3,637	3,328	2,739	3,384	4,014	5,524	
April	2,814	3,298	3,999	4,443	4,067	3,585	3,126	3,685	481	6,628	
May	4,647	2,791	3,941	4,049	4,687	3,411	3,631	4,204	1,353	6,450	
June	3,502	3,795	4,892	4,844	3,277	3,797	4,468	3,687	3,836	6,095	
July	4,454	4,441	4,681	4,365	3,999	3,614	4,374	5,430	5,702	6,702	
August	4,162	4,096	3,918	4,245	3,540	3,643	4,249	4,915	4,678	7,192	
September	3,887	3,178	4,085	4,287	3,461	3,268	3,926	4,800	5,509	6,789	
October	3,049	2,770	3,101	3,468	2,956	3,043	3,367	4,914	4,454	5,388	
November	3,136	3,624	2,928	2,606	3,288	3,158	2,860	3,636	4,679	5,716	
December	2,183	2,414	2,799	2,522	1,971	1,862	2,363	3,139	3,624	3,680	
<b>TOTALS</b>	<b>40,485</b>	<b>37,656</b>	<b>42,817</b>	<b>44,312</b>	<b>40,910</b>	<b>37,711</b>	<b>39,628</b>	<b>47,986</b>	<b>45,961</b>	<b>65,915</b>	<i><a href="#">Year-to Date</a></i>

# Annual Movements – Two Decades



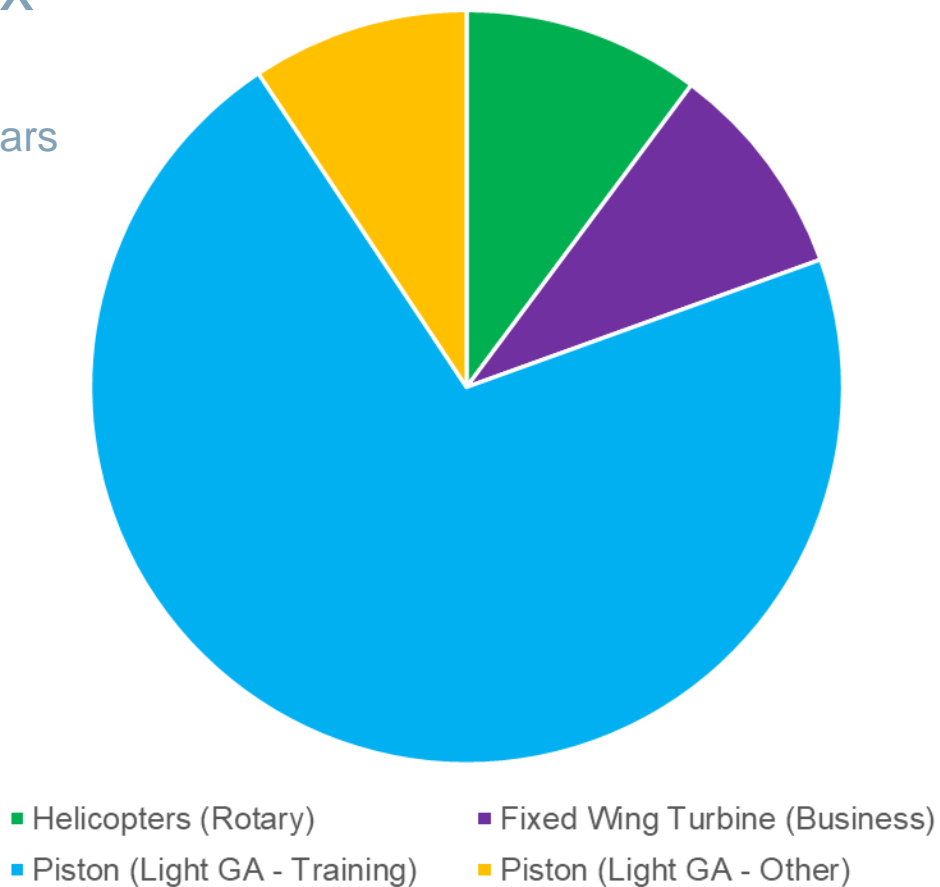
\*Main OXF Pilot School was CSE Aviation / Oxford Aviation Training / Oxford Aviation Academy / CAE – Now **Leading Edge Aviation** is the largest school

## OXF Recovery Post-Pandemic:

- Last August was our busiest month for 15 years with highest monthly movements (7,180)
- This January 2022 was our busiest January for 15 years
- On the business aviation front, we are **30%** busier than same period pre-pandemic (2019)
- Professional Pilot Training Traffic up **38%** on 2019 (pre-CV-19) levels
- Busiest day YTD was May 26<sup>th</sup> 2021 @ **415** movements

# London Oxford Airport Traffic Type/Mix\*

\*Typical over last few years





# OXF Section 106 Limits & Breaches

	S106 Ref	Section 106 Annual Limit	Oct – Feb 2021/22	YTD	
Night-time Emergency Services movements	1.2.1	No Limit	None	None	
Night-time Air Ambulance movements	1.2.2	500/annum	None	None	
Night-time Any Emergency Movements	1.2.3	No Limit	None	None	
Night-time Diversion Movements	1.2.4	No Limit	None	None	
Total Movements	3	160,000/annum	20,989	70,443	
Stage 2 Jets (ICAO Annex 16)	4.1	500/annum	None	None	
50+ Tonne Jets	4.2	2000/annum	10	16	
<b>Other monitoring not reportable under Section 106 Agreement</b>					
Night Embargo Breaks - midnight to 06:00		None (YTD)			

# Hangar 15 now finished (Oct. 21)





## Hangar 15



## Hangar 15





## New Fuel Farm – 3<sup>rd</sup> tank this summer



Anticipated (*but not definitive*)  
major projects planned for 2022/23

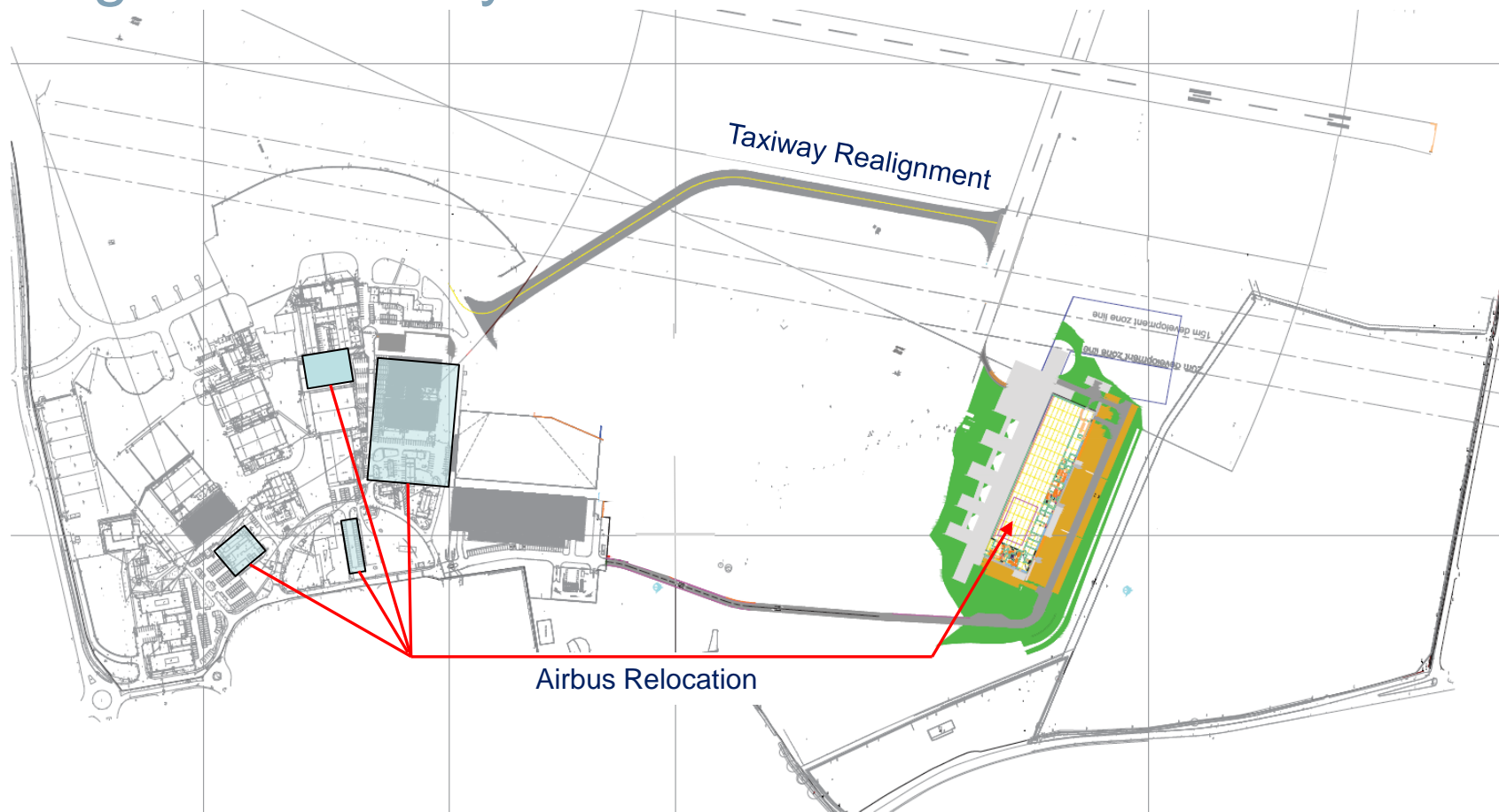


# Anticipated Major Projects





## Hangar & Taxiway



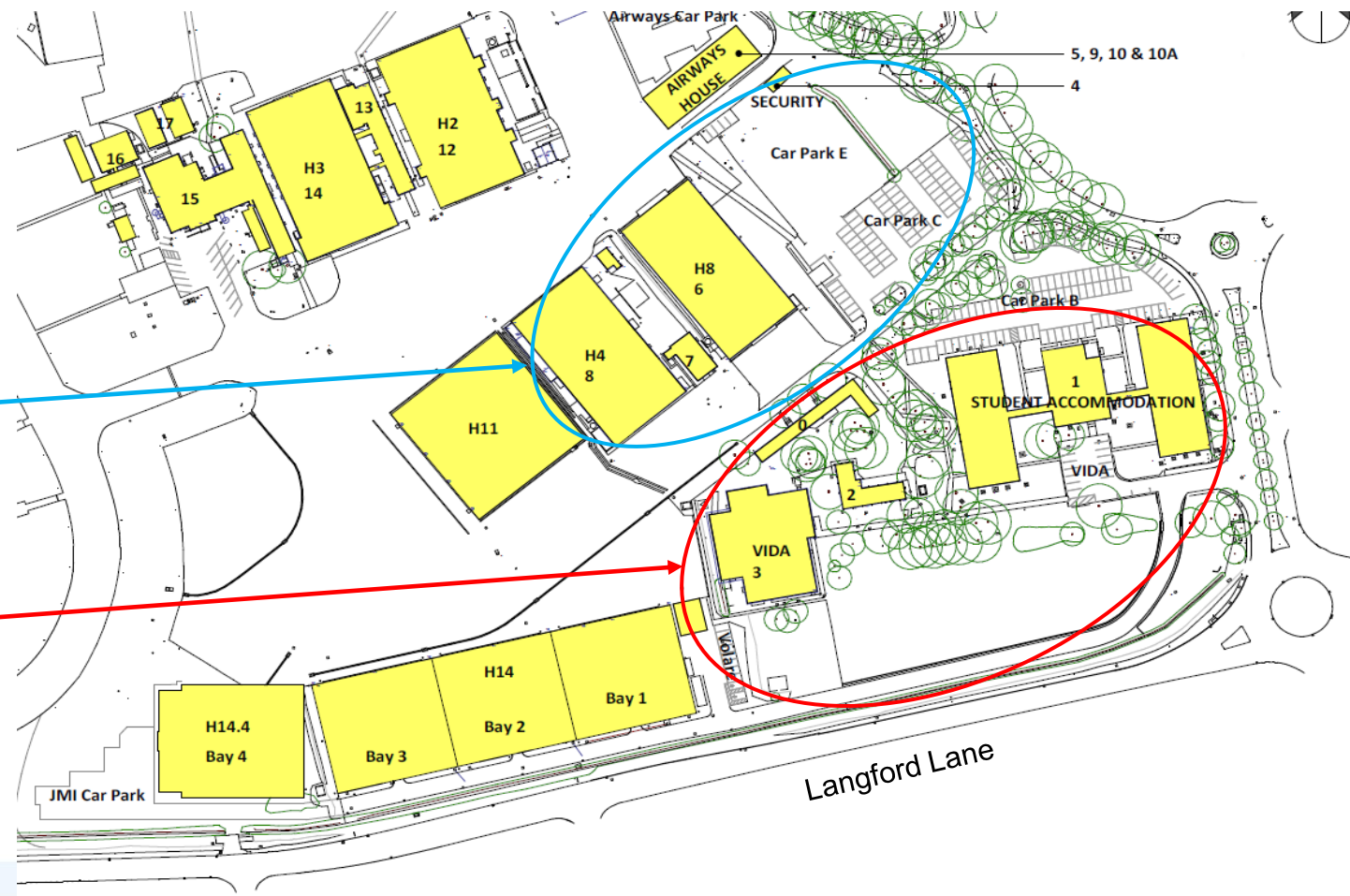


# Airport Business Park Proposal

(Existing Layout)

Phase 2

Phase 1



# Business Park (Proposed Layout)

**Phase 2**

**Phase 1**

BUILDING E

BUILDING D

BUILDING A

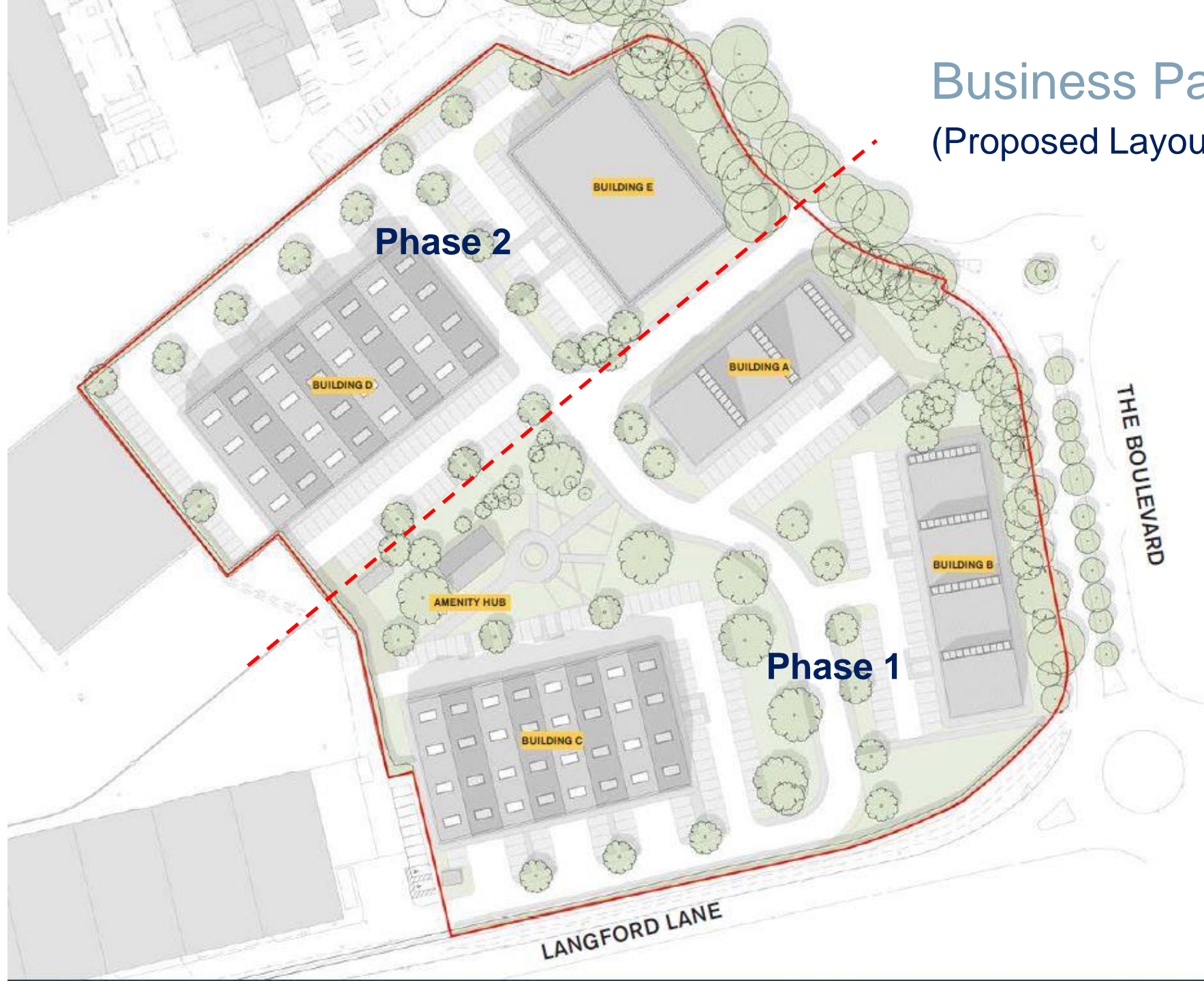
AMENITY HUB

BUILDING C

BUILDING B

THE BOULEVARD

LANGFORD LANE







- 1 Precedent showing highly glazed facades.
- 2 Canopy and portal frame precedent, showing loading bay design.
- 3 Branding and loading bay precedent.
- 4 Building branding and facade subdivision precedent.
- 5 Precedent showing active frontage and facade articulation.

