

London Oxford Airport ACC Meeting – 6th December 2022 Data/Slide Set

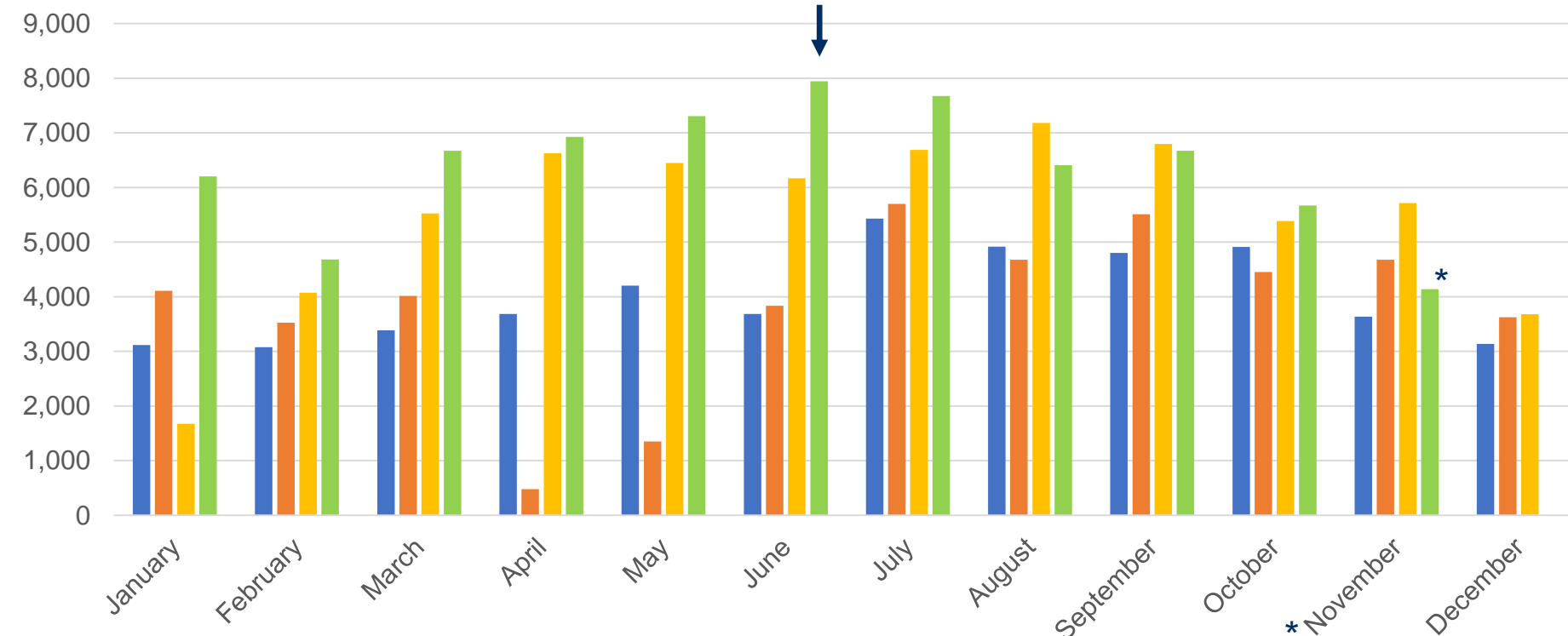


6th Dec. OXF ACC Meeting Data Set:

- 4 years-to-date monthly movements chart
- 4 years-to-date running total movements graph
- Last decade's monthly movements table (to-date)
- Total annual movements since 1999 to 2022 (YTD)
- Oxford airport's (OXF) traffic mix by aircraft category
- Main OXF training school's share of training traffic
- OXF's 'Section 106 Agreement' limits and compliance
- 2022/23 anticipated development projects - update

OXF Total Movements – 2019-2022 (YTD)

Busiest Month for 16 years

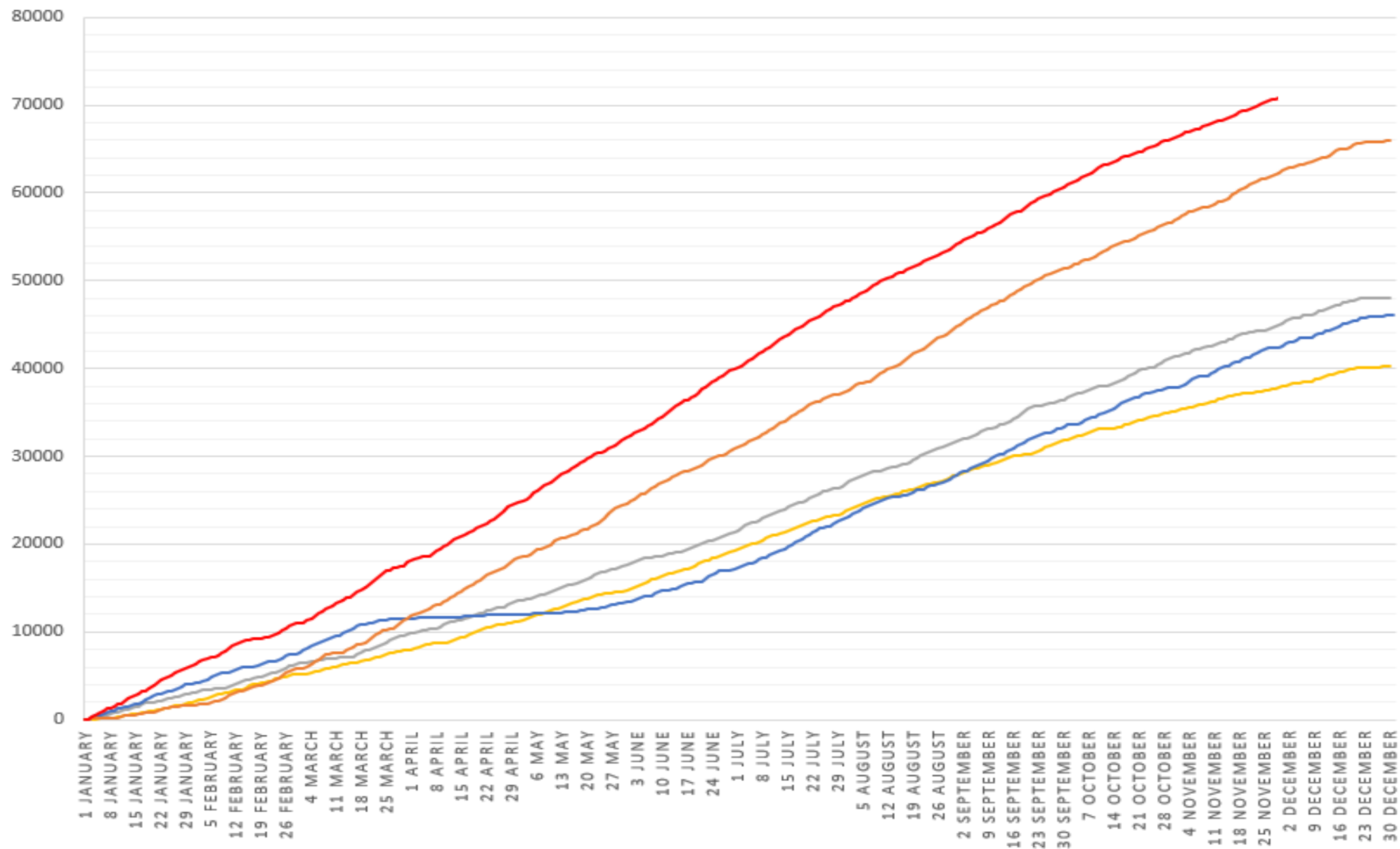


* Nov to 27th – not month end

■ 2019 ■ 2020 ■ 2021 ■ 2022

EGTK MOVEMENT FIGURES 2018-2022 RUNNING TOTALS

Running total 2018 Running total 2019 Running total 2020 Running total 2021 Running total 2022



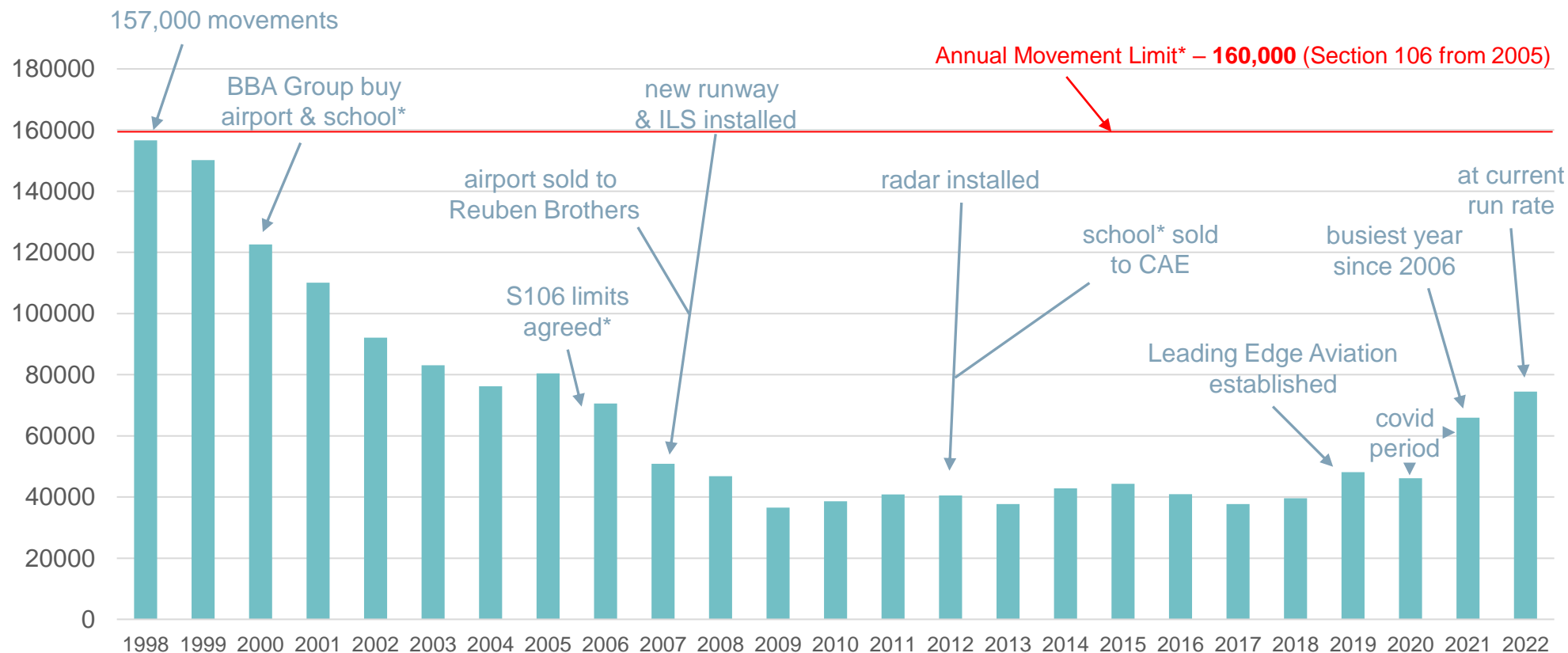
OXF Monthly Movements - Last Decade



* Estimated year-end for 2022 is **74,457** = 13% growth on 2021

	2012	2013	2014	2015	2016	2017	2018	2019	2020	2021	2022
January	2,481	1,843	2,161	2,592	2,495	2,323	2,013	3,115	4,107	1,677	6,205
February	2,692	2,703	2,717	3,490	3,532	2,679	2,512	3,077	3,524	4,074	4,682
March	3,478	2,703	3,595	3,401	3,637	3,328	2,739	3,384	4,014	5,524	6,670
April	2,814	3,298	3,999	4,443	4,067	3,585	3,126	3,685	481	6,628	6,928
May	4,647	2,791	3,941	4,049	4,687	3,411	3,631	4,204	1,353	6,450	7,305
June	3,502	3,795	4,892	4,844	3,277	3,797	4,468	3,687	3,836	6,095	7,946
July	4,454	4,441	4,681	4,365	3,999	3,614	4,374	5,430	5,702	6,702	7,673
August	4,162	4,096	3,918	4,245	3,540	3,643	4,249	4,915	4,678	7,192	6,408
September	3,887	3,178	4,085	4,287	3,461	3,268	3,926	4,800	5,509	6,789	6,671
October	3,049	2,770	3,101	3,468	2,956	3,043	3,367	4,914	4,454	5,388	5,669
November	3,136	3,624	2,928	2,606	3,288	3,158	2,860	3,636	4,679	5,716	4,620
December	2,183	2,414	2,799	2,522	1,971	1,862	2,363	3,139	3,624	3,680	3,680*
TOTALS	40,485	37,656	42,817	44,312	40,910	37,711	39,628	47,986	45,961	65,915	<u>74,457*</u>

Annual Movements – Past 25 Years



*Main OXF Pilot School was CSE Aviation / Oxford Aviation Training / Oxford Aviation Academy / CAE – now **Leading Edge Aviation** is the largest school

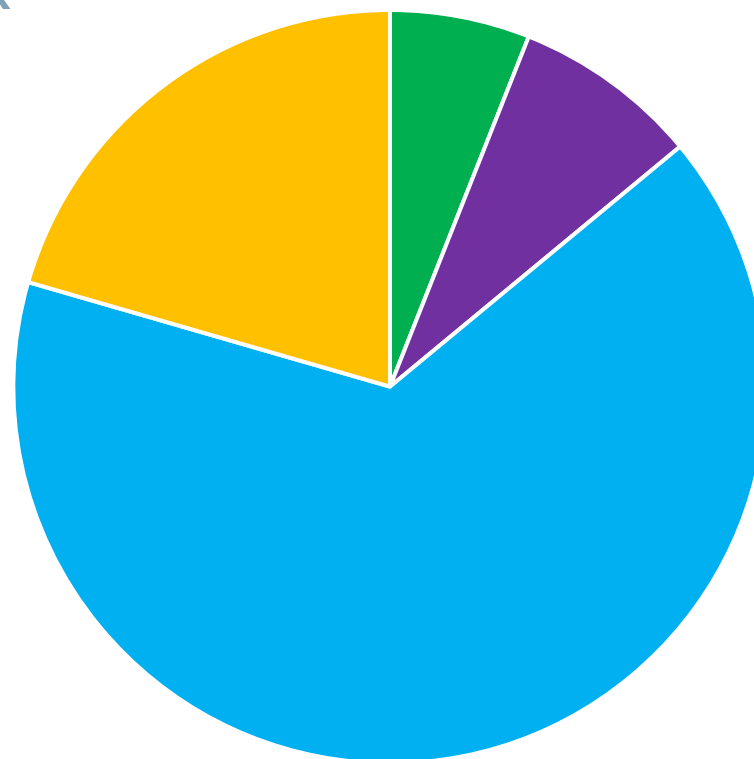
OXF Recovery 'Post-Pandemic':

- This June (2022) was our busiest month for 16 years with highest monthly movements (**7,946**) – i.e. **265** / day average
- On the 'business aviation' (i.e. jets & turboprops) front, we are **48%** busier than same period, pre-pandemic (2019) – i.e. **19** / day average
- Pilot Training Traffic is up **145+%** on 2019 (pre-pandemic) levels
- Busiest day since pre-pandemic period was May 26th 2021 @ **415** movements (busiest this year was May 12th @ **407** movements)
- 2022 will have seen approx. **12,000+** passengers to/from **330** different international destinations

London Oxford Airport Traffic Type/Mix*

*This year's trend YTD

Note: **Helicopter** movements have now *declined -15%* since 2019 (pre-pandemic)



Note: **Business Aviation** movements have now *increased 45%* since 2019 (pre-pandemic)

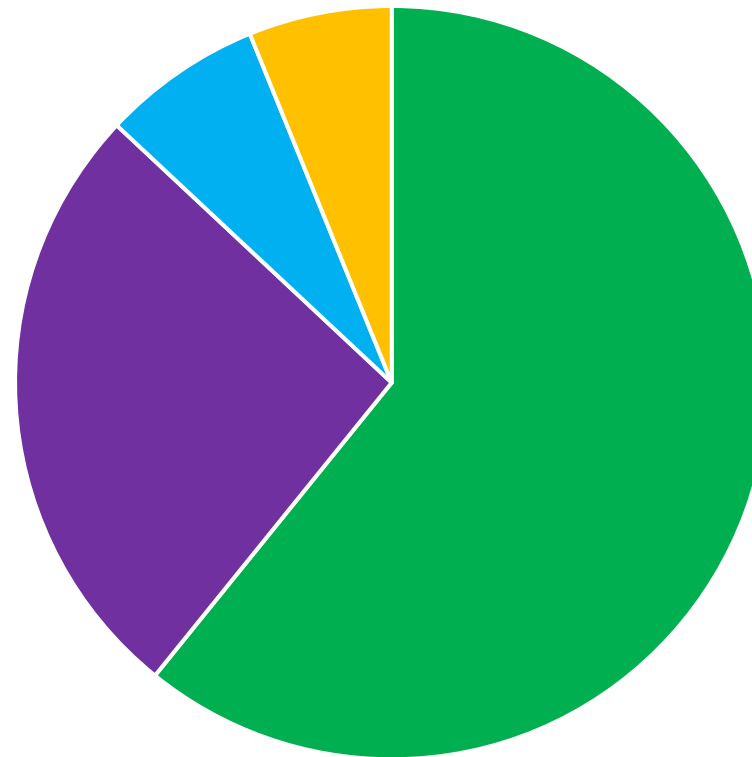
- Helicopters (Rotary)
- Fixed Wing Turbine (Business)
- Piston (Light GA - Training)
- Piston (Light GA - Other)

London Oxford Airport Main Schools*

*This year's trend YTD

Note: **Pilot Flight Training** movements running at 23% more in 2022 than seen in 2021

All *based* school activity is up 145% on pre-pandemic (2019) levels



■ Leading Edge Aviation ■ Pilot Flight Training
■ CAE (was OAA) ■ Go-Fly-Oxford

Note: **Leading Edge** movements running at 22% more in 2022 than seen in 2021

OXF Section 106 Limits & Breaches

	S106 Ref	Section 106 Annual Limit	Jul. - Nov. 2022	YTD	
Night-time Emergency Services movements	1.2.1	No Limit	None	None	
Night-time Air Ambulance movements	1.2.2	500/annum	None	None	
Night-time Any Emergency Movements	1.2.3	No Limit	None	None	
Night-time Diversion Movements	1.2.4	No Limit	None	None	
Total Movements	3	160,000/annum	30,562	70,758	
Chapter 2 Jets (ICAO Annex 16)	4.1	500/annum	None	None	
50+ Tonne Jets	4.2	2000/annum	1	5	
Other monitoring - not reportable under Section 106 Agreement					
Night Embargo Breaks - midnight to 06:00		None (YTD)			

London Oxford Airport Major Projects both ongoing and planned for 2023+

New Taxiway – 2nd Phase (completion 03/23)



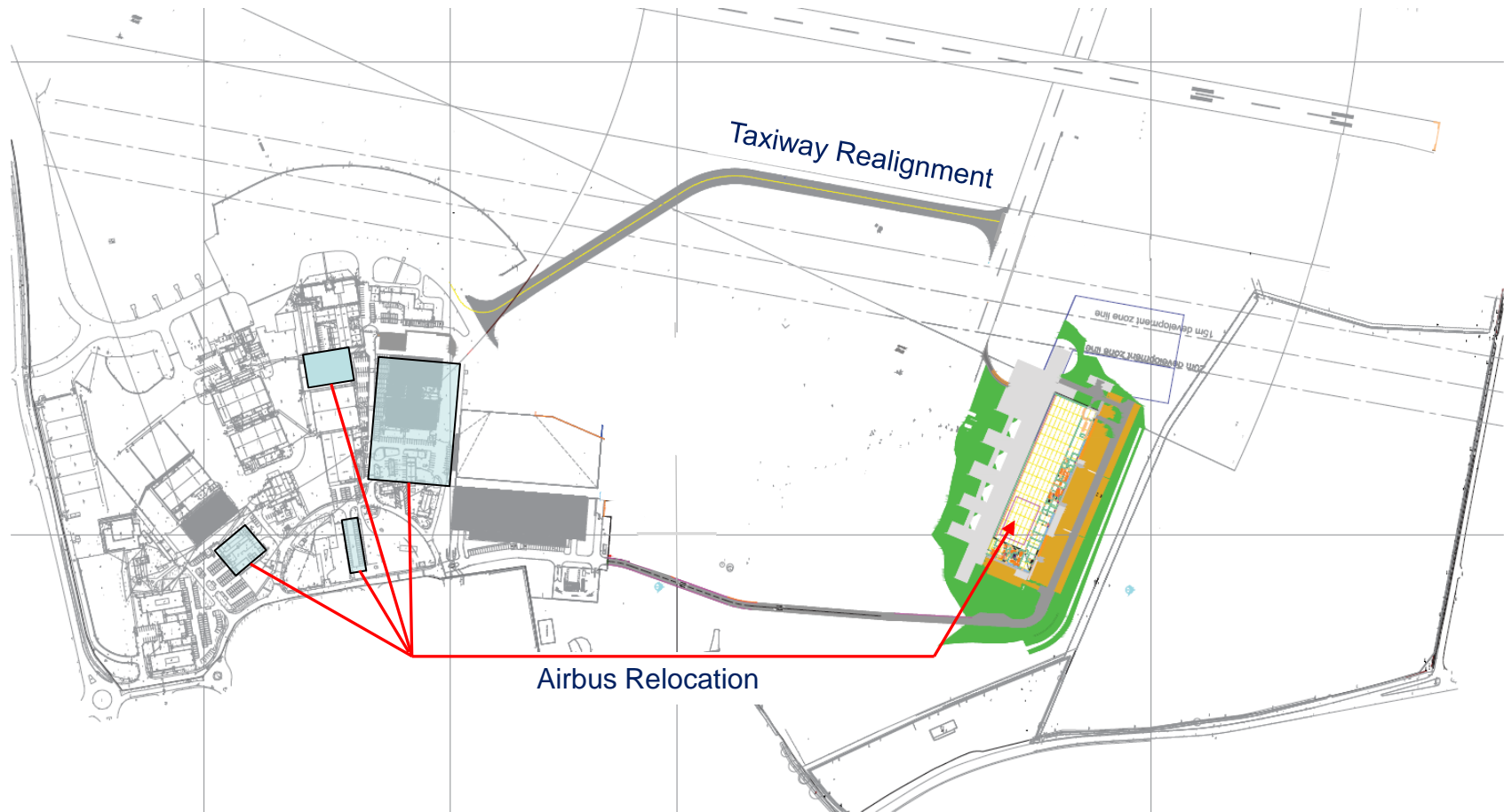


New Taxiway

Whole Length

(Phase 1 now operational)

Airbus Helicopters move by Q2 2024



New Airbus Facility Today



Airbus Replacement Facility



New Fire Station

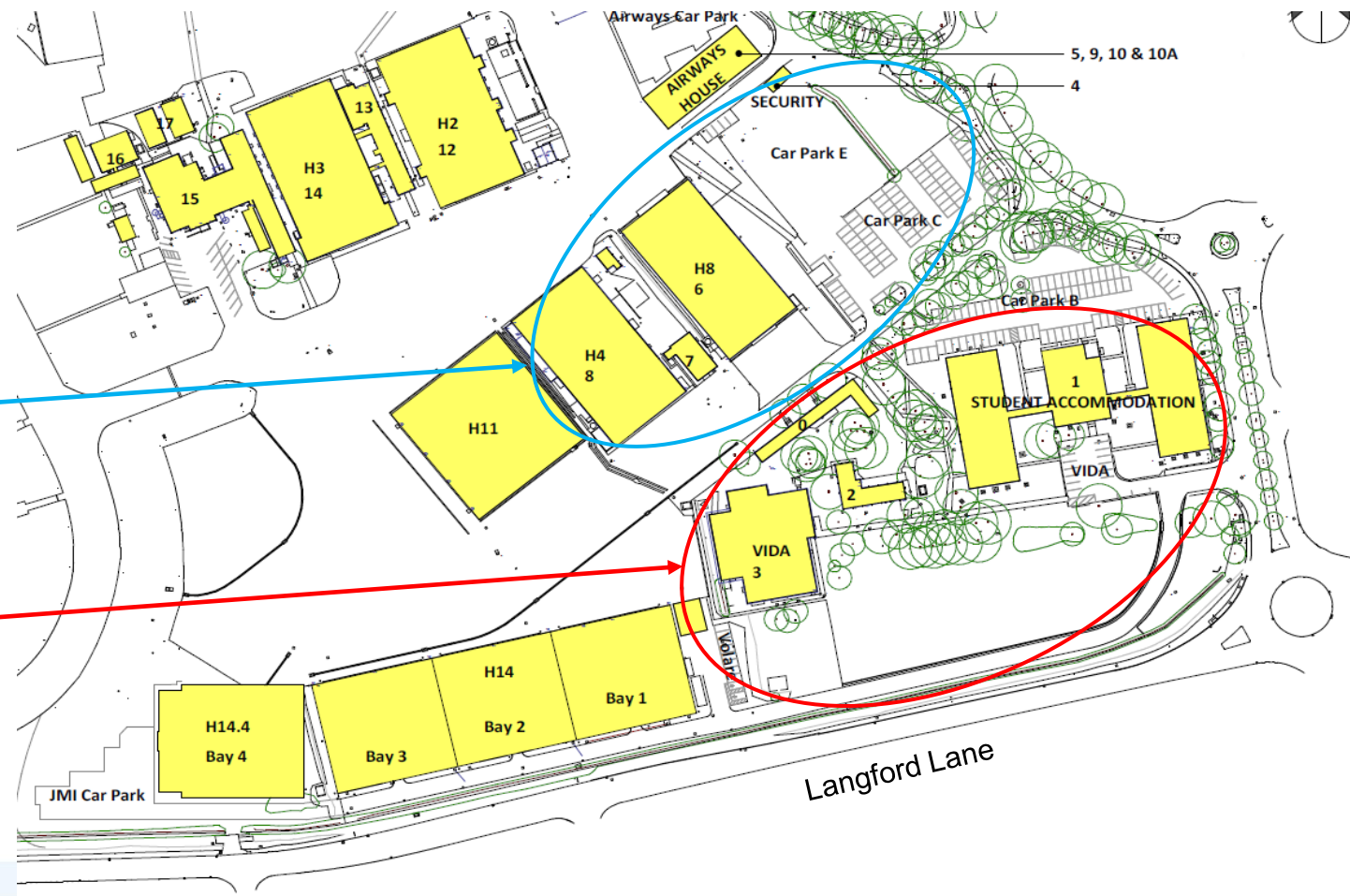


Airport Business Park Proposal

(Existing Layout)

Phase 2

Phase 1



Business Park (Proposed Layout)

Phase 2

BUILDING E

BUILDING D

BUILDING A

AMENITY HUB

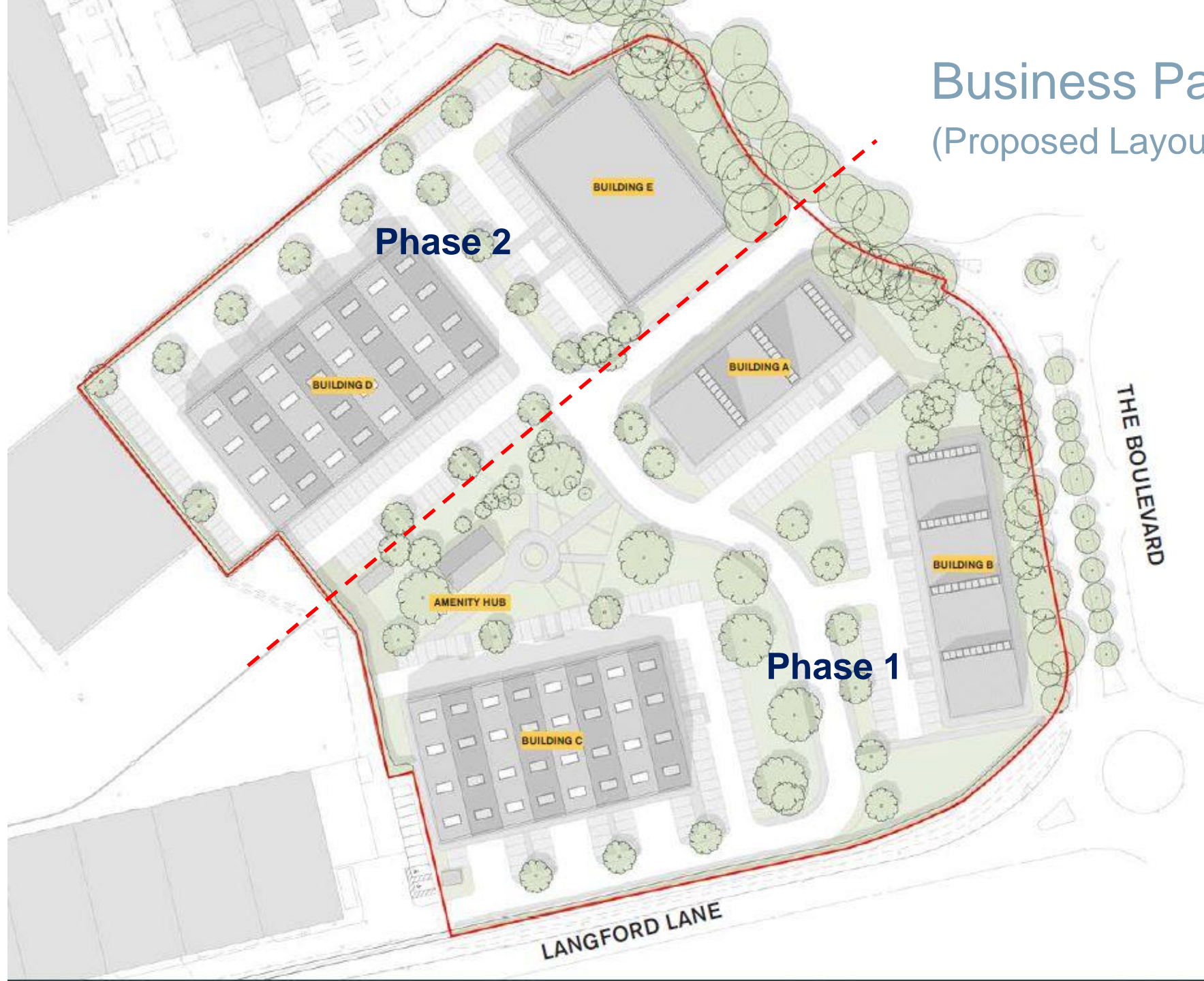
BUILDING C


BUILDING B

Phase 1

THE BOULEVARD

LANGFORD LANE





- 1 Precedent showing highly glazed facades.
- 2 Canopy and portal frame precedent, showing loading bay design.
- 3 Branding and loading bay precedent.
- 4 Building branding and facade subdivision precedent.
- 5 Precedent showing active frontage and facade articulation.

