

# London Oxford Airport ACC Meeting – 3<sup>rd</sup> October 2023 Data/Slide Set

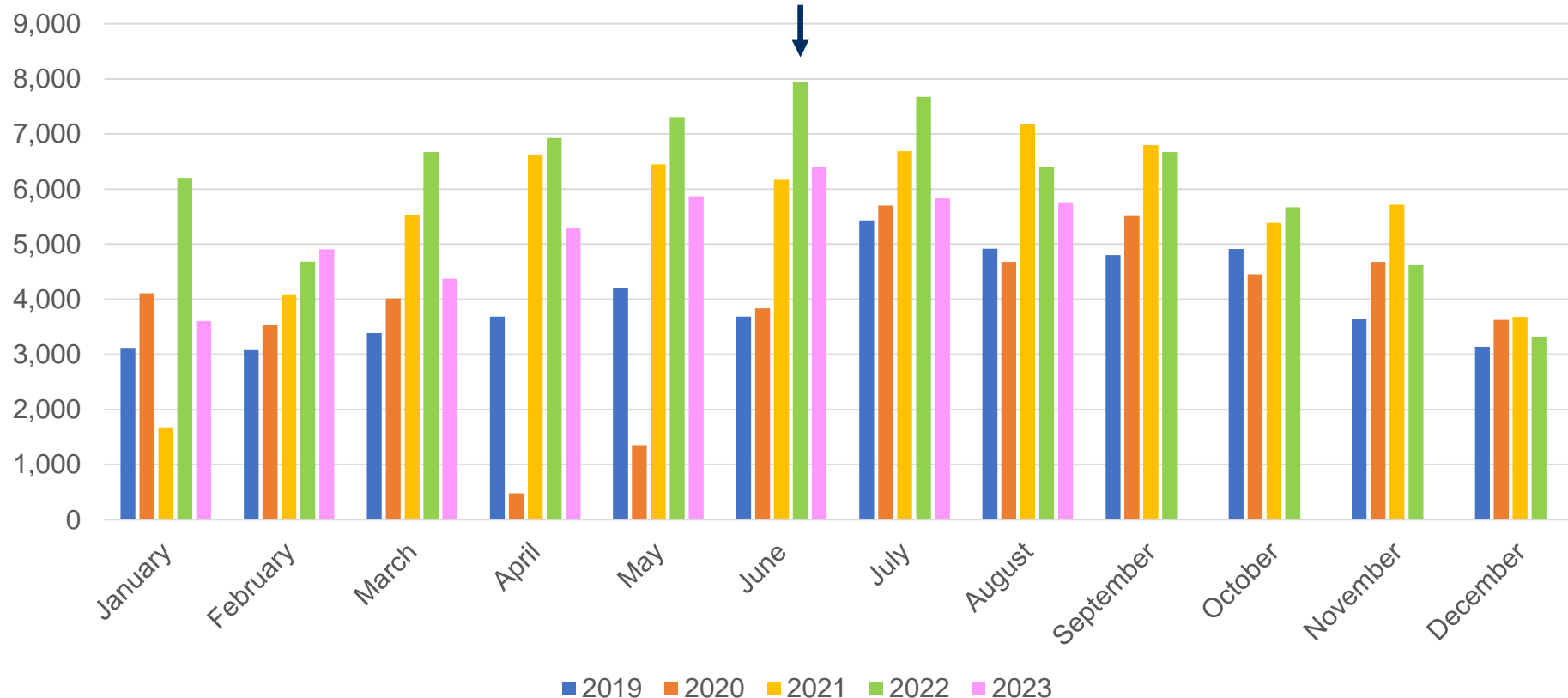


## OXF ACC Meeting Data Set:

- 5 years-to-date monthly movements chart
- 5 years-to-date running total movements graph
- Last decade's monthly movements table (to-date)
- Training Activity Levels
- Total annual movements since 1998 to 2023 (YTD)
- Oxford airport's (OXF) traffic mix by aircraft category
- OXF's 'Section 106 Agreement' limits and compliance
- 2023/24 anticipated development projects - update

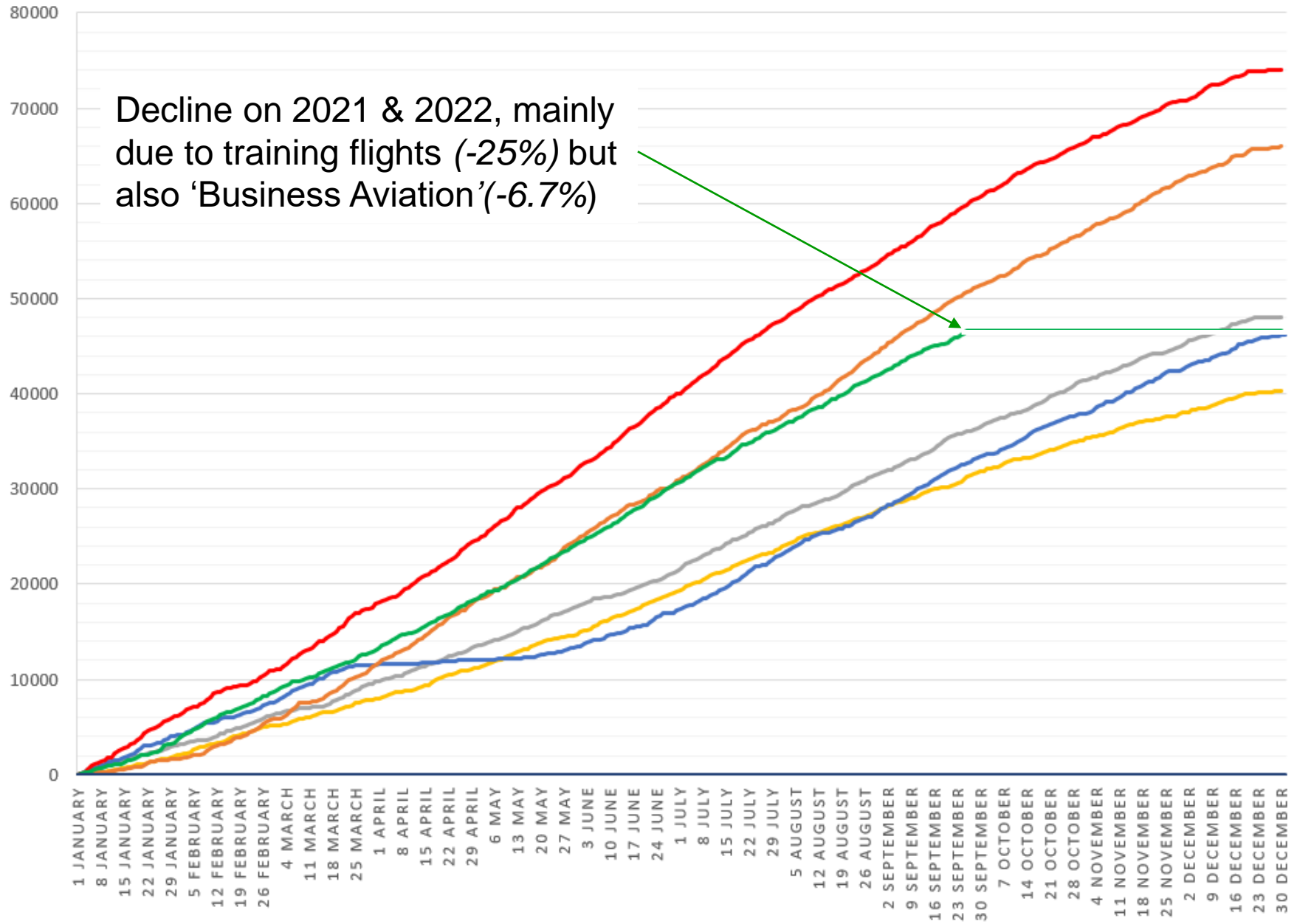
## OXF Total Movements – 2019-2023

*Busiest Month for 16 years (June 22)*



# EGTK MOVEMENT FIGURES 2018-2024 RUNNING TOTALS

Running total 2018 Running total 2019 Running total 2020 Running total 2021  
Running total 2022 Running total 2023



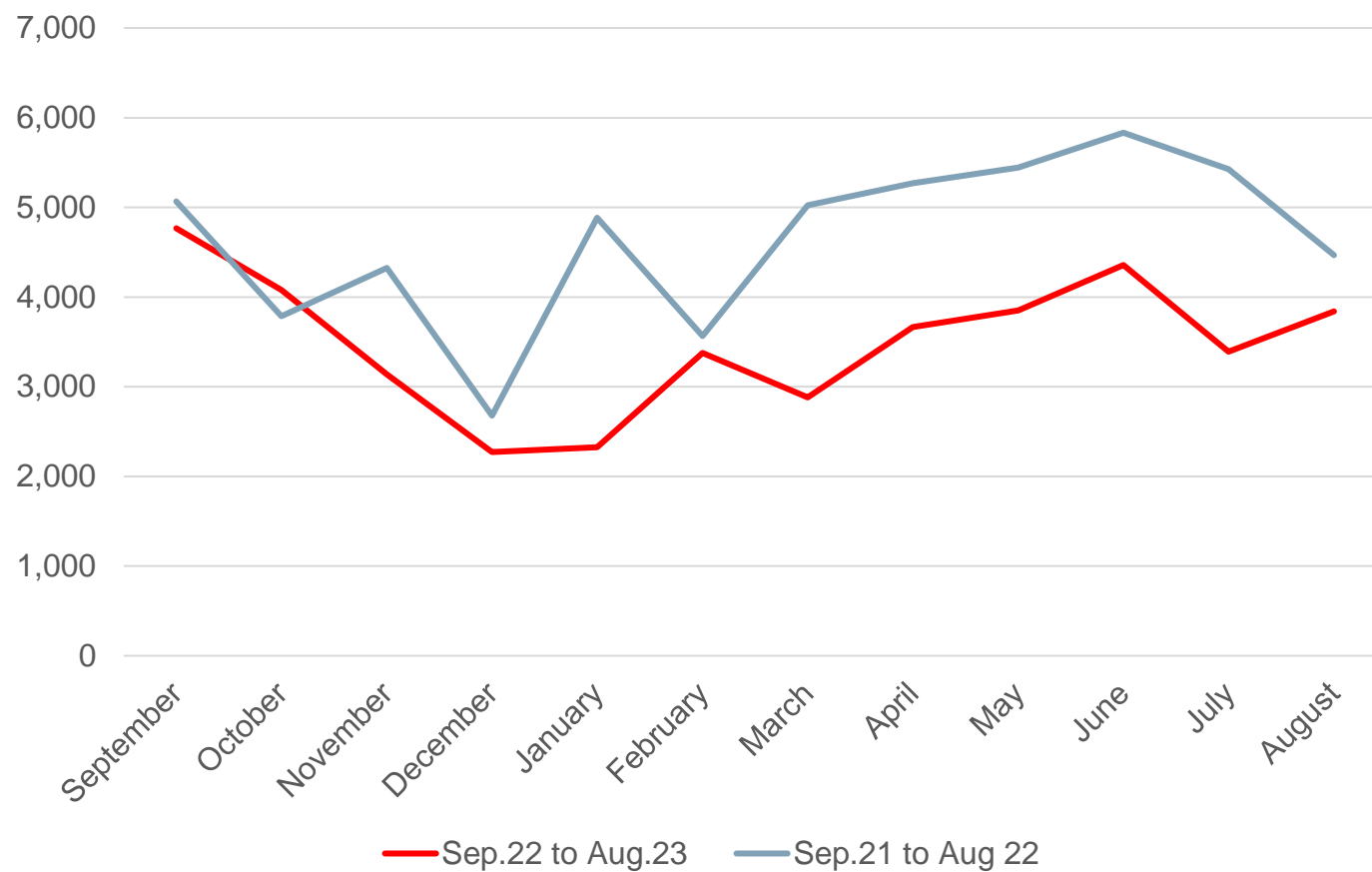
# OXF Monthly Movements - Last Decade



Total movements are down 22% Year-to-Date vs. same period in 2022

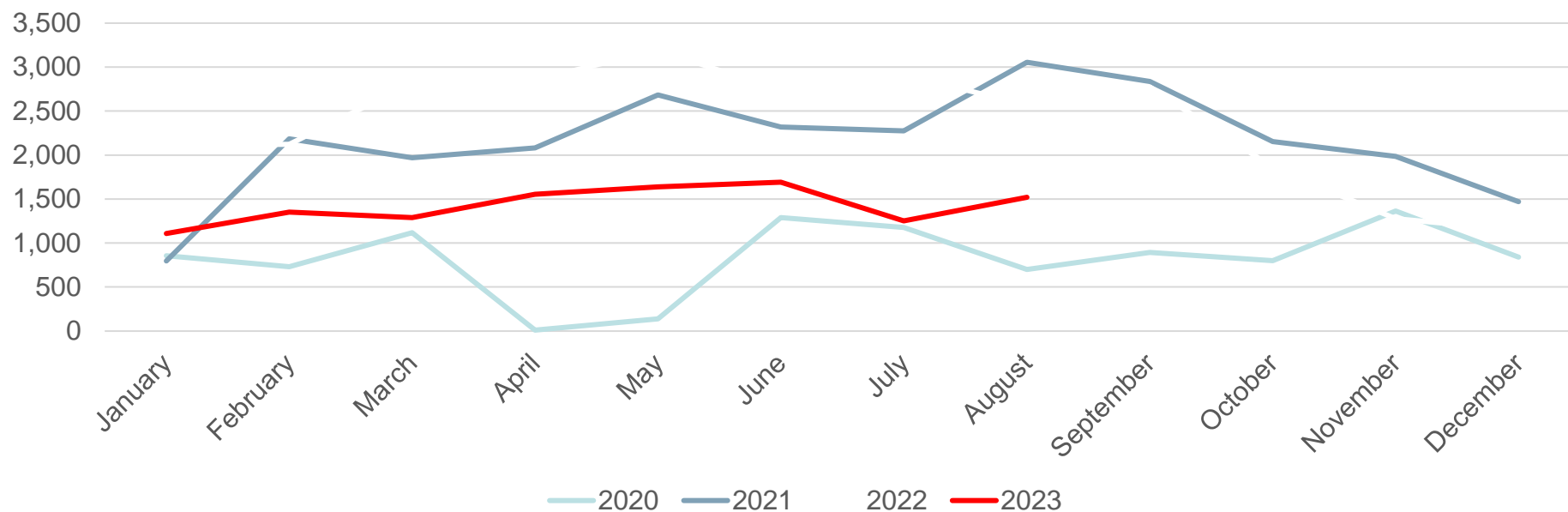
	2012	2013	2014	2015	2016	2017	2018	2019	2020	2021	2022	2023
January	2,481	1,843	2,161	2,592	2,495	2,323	2,013	3,115	4,107	1,677	6,205	3,606
February	2,692	2,703	2,717	3,490	3,532	2,679	2,512	3,077	3,524	4,074	4,682	4,906
March	3,478	2,703	3,595	3,401	3,637	3,328	2,739	3,384	4,014	5,524	6,670	4,374
April	2,814	3,298	3,999	4,443	4,067	3,585	3,126	3,685	481	6,628	6,928	5,287
May	4,647	2,791	3,941	4,049	4,687	3,411	3,631	4,204	1,353	6,450	7,305	5,867
June	3,502	3,795	4,892	4,844	3,277	3,797	4,468	3,687	3,836	6,095	7,946	6,402
July	4,454	4,441	4,681	4,365	3,999	3,614	4,374	5,430	5,702	6,702	7,673	5,829
August	4,162	4,096	3,918	4,245	3,540	3,643	4,249	4,915	4,678	7,192	6,408	5,761
September	3,887	3,178	4,085	4,287	3,461	3,268	3,926	4,800	5,509	6,789	6,671	
October	3,049	2,770	3,101	3,468	2,956	3,043	3,367	4,914	4,454	5,388	5,669	
November	3,136	3,624	2,928	2,606	3,288	3,158	2,860	3,636	4,679	5,716	4,620	
December	2,183	2,414	2,799	2,522	1,971	1,862	2,363	3,139	3,624	3,680	3,309	
<b>TOTALS</b>	<b>40,485</b>	<b>37,656</b>	<b>42,817</b>	<b>44,312</b>	<b>40,910</b>	<b>37,711</b>	<b>39,628</b>	<b>47,986</b>	<b>45,961</b>	<b>65,915</b>	<b>74,086</b>	

## Training Flights @ OXF



Overall, a **25%** drop in training activity levels (movements) in the last 12 months from 56K to 42K

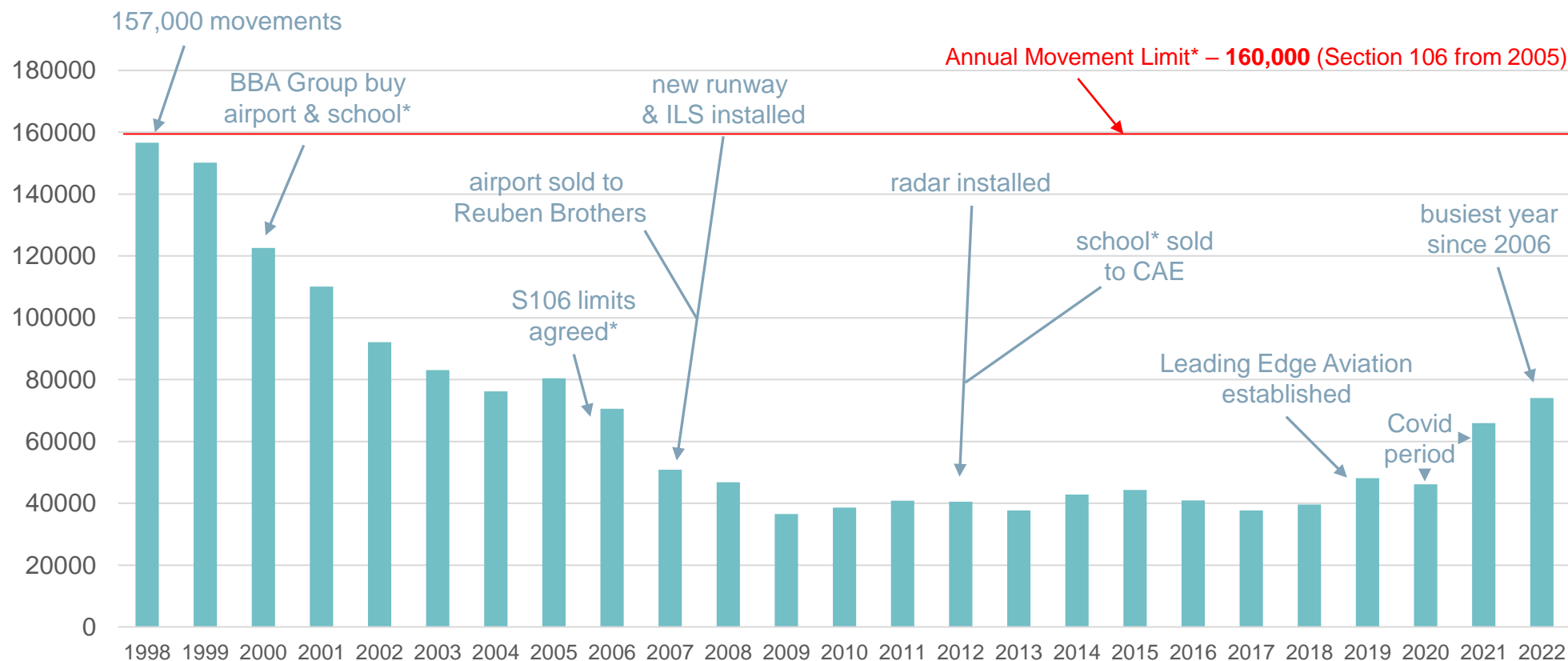
## Leading Edge Aviation (largest school) Training Movements



Totals:	2020	9,914
	2021	25,811
	2022	28,377
	2023 (YTD)	11,403

LEA are seeing a **-40%** decline in activity this year compared to last year at prevailing run-rate to date

# Annual Movements – Past 25 Years



\*Main OXF Pilot School was CSE Aviation / Oxford Aviation Training / Oxford Aviation Academy / CAE – now **Leading Edge Aviation** is the largest school

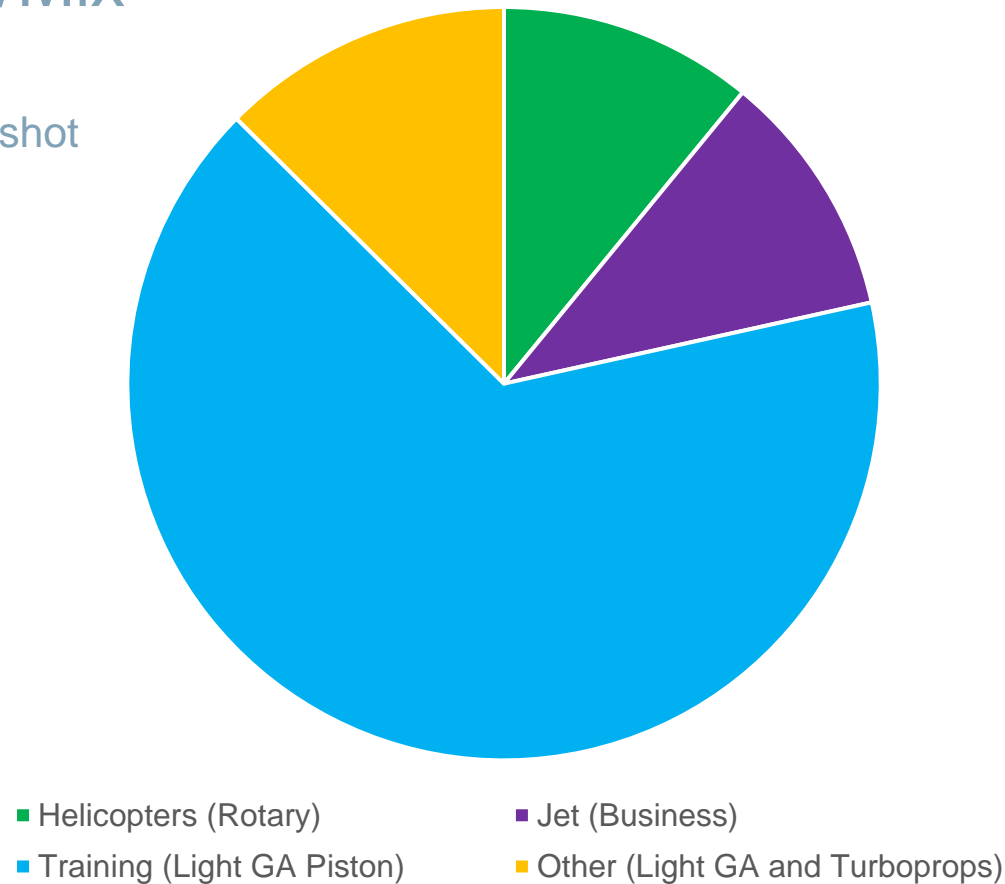


## OXF Notable Numbers:

- Year-to-date is seeing a 22% reduction in flights compared with 2022
- Training flights are down overall by 25% year-to-date whilst the largest school (of four schools) is down 40% year to date
- On the 'business aviation' (i.e. jets & turboprops) front, we are **41.5%** busier than same period, *pre-pandemic (2019)* – i.e. @ **18.4** movements / day average, but 6.7% down compared with last year
- Busiest day since pre-pandemic period was May 26<sup>th</sup> 2021 @ **415** movements (vs. busiest this year - Jan 27<sup>th</sup> @ **346** movements)
- Last year saw approx. **12,000+** passengers use Oxford to/from **330** different international destinations

# London Oxford Airport Traffic Type/Mix\*

\*August 2023 Snapshot



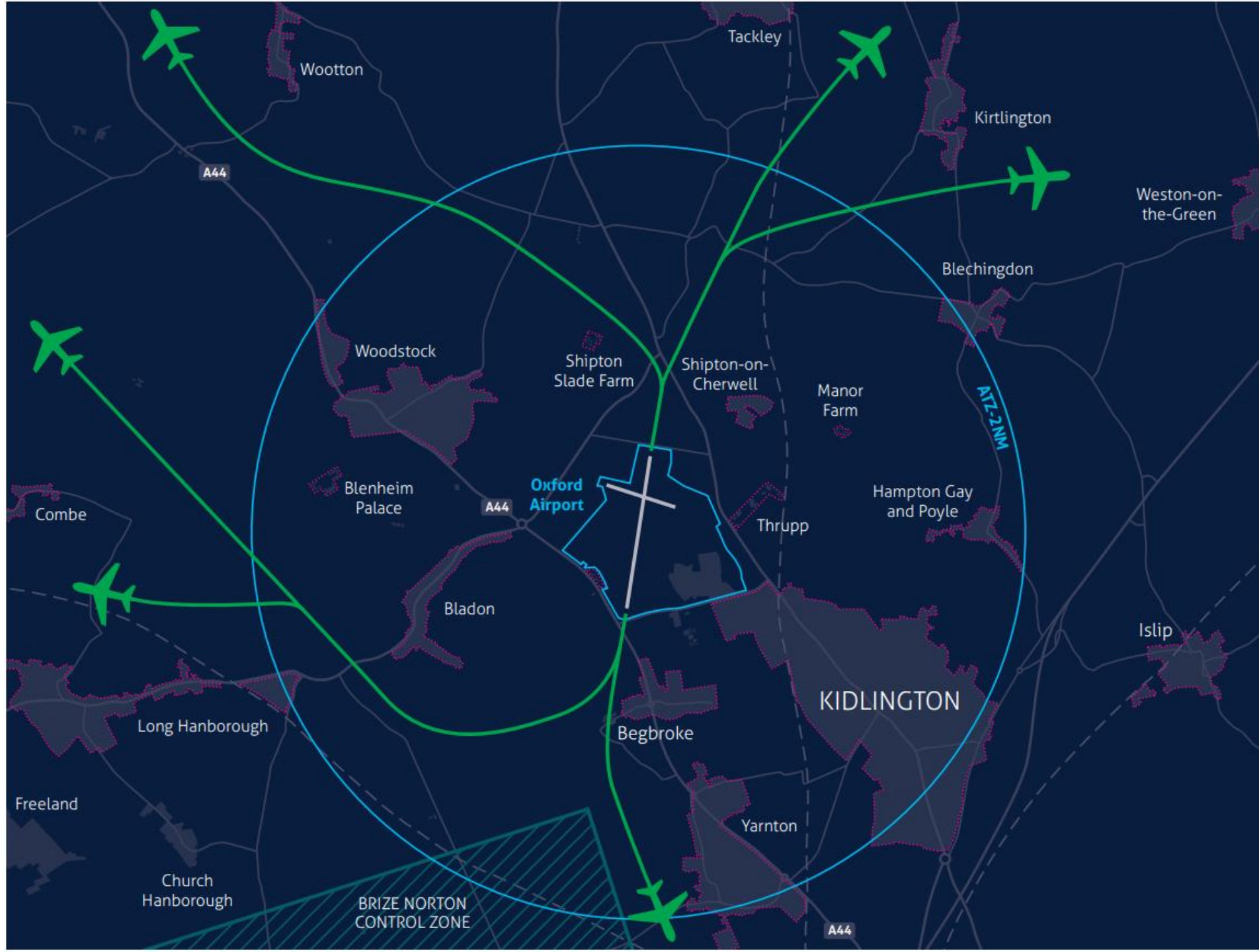
Note: **Business Aviation** movements have now *increased 42%* since 2019 (pre-pandemic)

# OXF Section 106 Limits & Breaches

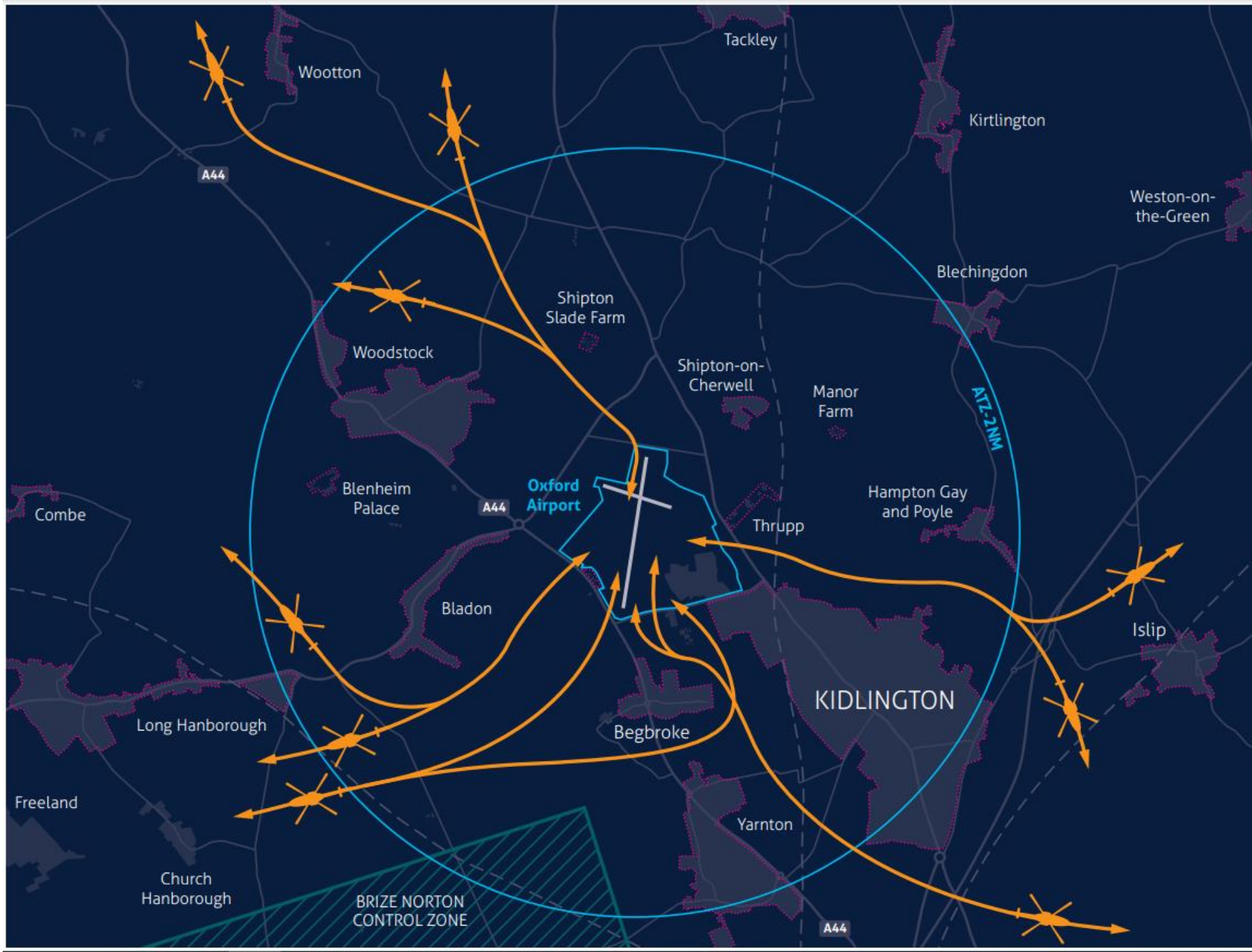
	S106 Ref	Section 106 Annual Limit	May - Aug 2022	May – Aug 2023	
Night-time Emergency Services movements	1.2.1	No Limit	None	None	
Night-time Air Ambulance movements	1.2.2	500/annum	None	None	
Night-time Any Emergency Movements	1.2.3	No Limit	None	None	
Night-time Diversion Movements	1.2.4	No Limit	None	None	
Total Movements	3	160,000/annum	27,981	23,859	
Chapter 2 Jets (ICAO Annex 16)	4.1	500/annum	None	None	
50+ Tonne Jets	4.2	2000/annum	6	12	
<b>Other monitoring - not reportable under Section 106 Agreement</b>					
Night Embargo Breaks - midnight to 06:00		None (YTD)			

# Basic Noise Abatement Recommended Paths

## Fixed-Wing & Helicopter







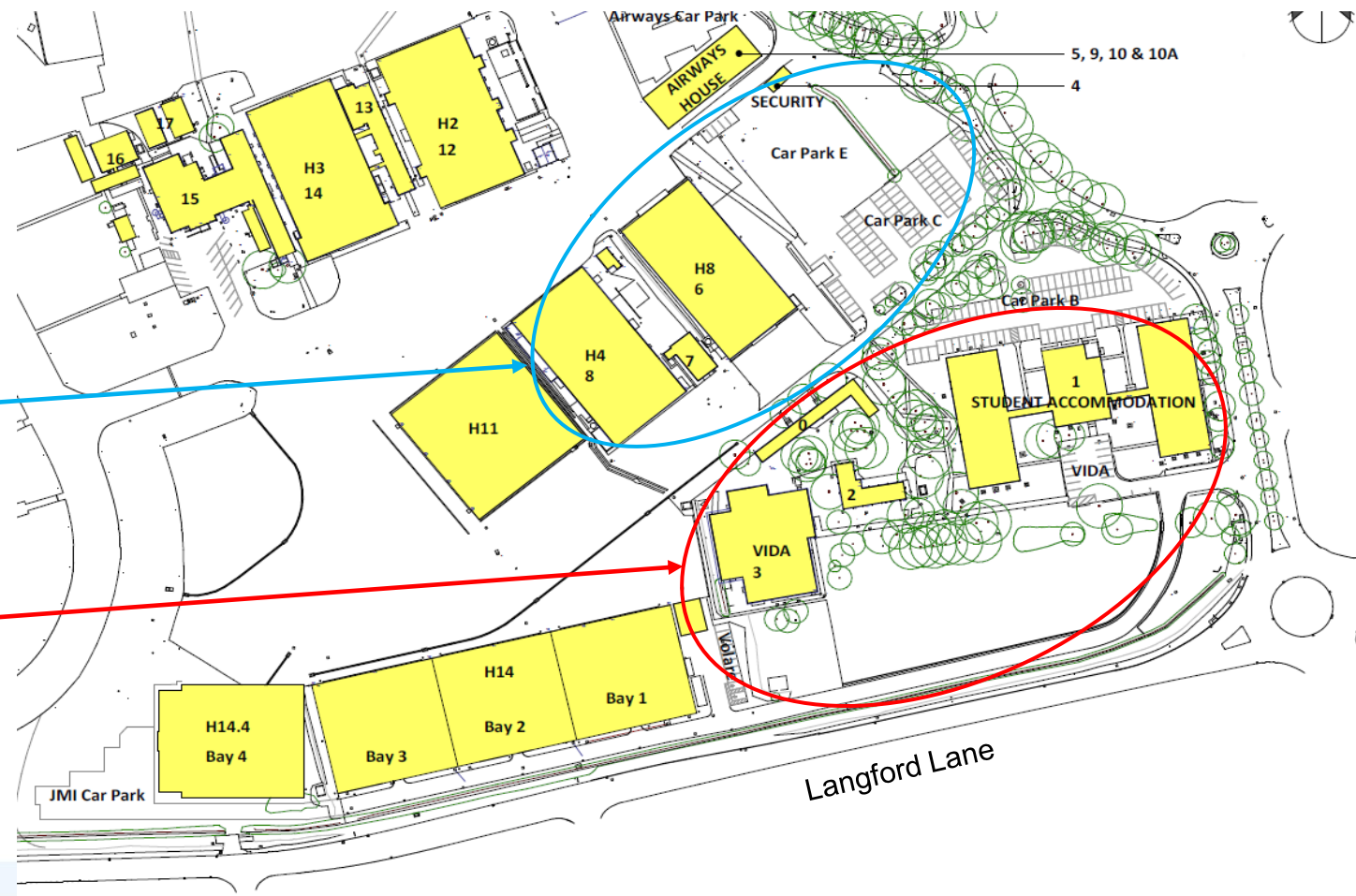
R & D Science Park  
@ Airport Entrance Zone  
(project commences January 2024)

# Airport Business Park Proposal

(Existing Layout)

Phase 2

Phase 1









INDICATIVE CGI VISUALISATION OF CENTRAL COURTYARD AND CAFÉ





INDICATIVE OVERHEAD CGI VISUALISATION

London-Oxford Airport... a year in the life!